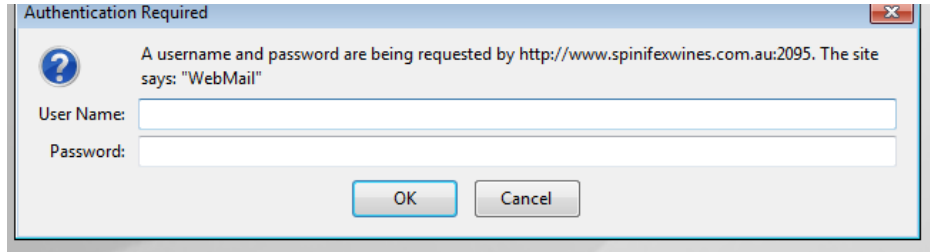


Accessing your emails whilst overseas


1. Open a browser window and go to www.yourdomain.com.au/webmail
2. A window will pop up that asks you to enter your username and password:



Username: your full email address

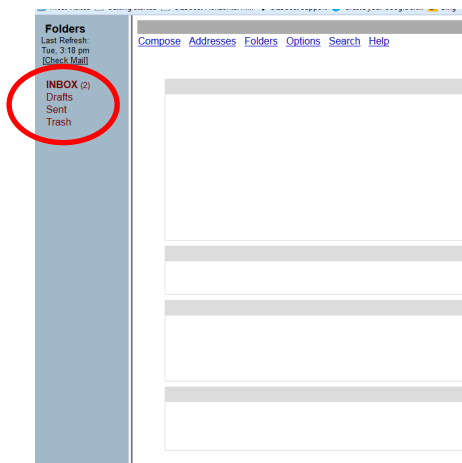
Password: the password you used to set up your email account.

3. This screen will then appear:



Click on the button labelled 'SquirrelMail'.

4. Then click on INBOX on the left hand side



This will then bring up all of your emails and you can reply and compose etc. 😊